

ZUR Super Finish Compound

Product description

- Polishing compounds delivers a mirror shine with durable protection, the advanced polish formulated using diminishing abrasive technology.
- rapid removal of minor surface defects and swirl marks from all modern paint systems. Superb on darker colours.
- High gloss and low dust technology.
- High lubrication system with longer polishing time.
- Low consumption and time saving formula.



Product Information

- Available packaging

| PASTE | LIQUID |
|---------------|----------------|
| 75 ML | 125 MI |
| 150 ML | 250 MI |
| 250 ML | 1000 MI |

Cutting range



Gloss range



Key benefits

- **Permanent finish** contains no fillers so scratch marks won't re-appear.
- **High gloss system** Excellent gloss .
- **Silicone free** 100% paintshop safe
- **Swirl remover** Swirl and holograms eliminated permanently
- **Can be used by machine with foam or lamb wool applicator as well as by hand**

Zurechem Products Ltd | +203462516

Factory : New Borg El-Arab City, 2nd Industrial Zone, Alex., Egypt.

Info @ www.zurechem.com

Sales @ www.zurechem.com

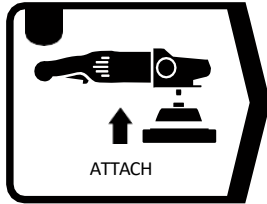
ZUR Super Finish Compound

How To Use


Machine Application



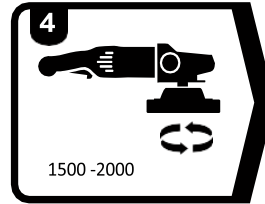
Soak the compounding foam in water.



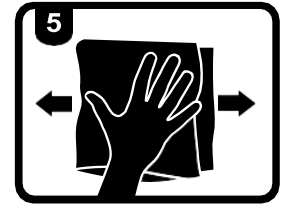
Attach the pad to the polishing machine spin off the excess water.



Shake or mix the compound well, then apply to the pad



Spread at 1000 rpm and Polish at 1500 – 2000 rpm with light pressure




Wipe clean with Finishing Cloth.

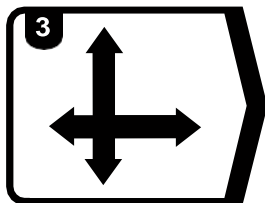
Hand Application



Soak the hand compounding foam or the microfiber cloth in water.



Shake or mix the compound well, then apply to microfiber cloth or surface.



Rub the product on the surface in back and forth motion



Apply water if necessary. Wipe clean with microfiber cloth.